

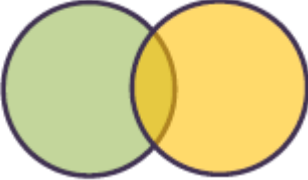


# ANALYZING NON-FICTION TEXT STRUCTURES

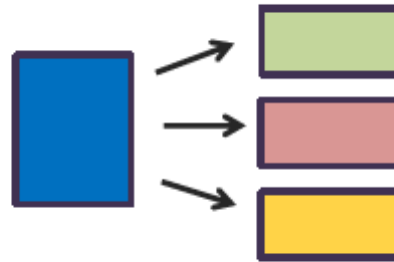
\*\*\*Put it in your  
TABLE OF CONTENTS\*\*\*

## Non-Fiction Text Structures

Text Structure	Signal Words	Visual
<p><i>Description</i></p>	<p><i>for example, for instance, characteristics include, specifically, in addition</i></p>	
<p><i>Sequence &amp; Order</i></p>	<p><i>before, in the beginning, to start, first, next, during, after, then, finally, last, in the middle, in the end</i></p>	
<p><i>Compare &amp; Contrast</i></p>	<p><i>similar, alike, same, just like, both, different, unlike, in contrast, on the other hand</i></p>	

## Cause & Effect

*since, because, if, due to, as a result of, so, then, leads to, consequently*



## Problem & Solution

*problem, issue, cause, since, consequently, therefore, as a result, because of, leads to, due to, solve, so, then*



Problem & Solution

COMPARE  
CONTRAST

Cause & Effect

## Analyzing Non-Fiction Text Structure

1. First...skim, scan, and preview the text
2. Next...look at the structure of the text
3. Finally...Ask yourself the following questions:
  - What's the author's purpose? (P.I.E. = Persuasive, Informational, or Entertaining?)
  - What is the subject/topic?
  - How is it organized?
  - How are the chapters divided?
  - What comes first? What comes after? What comes at the end?
  - Does it follow a timeline?
  - What sort of language and vocabulary do you see? Signal words?

## FICTION

- Beginning, middle, end
- Characters
- Setting
- Conflict/Problem
- Events
- Solution
- Plot Line
- Stories
- Read from beginning to end

## NONFICTION

- Bold print
  - Table of Contents
  - Index
  - Photographs
  - Captions
  - Information
  - Fun facts
  - Read in any order
  - Don't have to read entire book
  - Persuasive & Informative
- Illustrations
  - They help you learn
  - Entertaining
  - Words

Features? What are they?


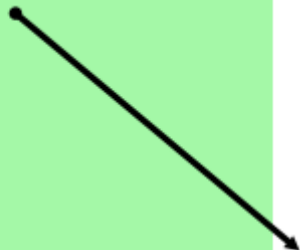
What are the features of your face?

What are the features of the coral reef?

What are the features of a text?

# Nonfiction Text Features

**Title Page**



Visit our web site at [www.garethstevens.com](http://www.garethstevens.com).  
For a catalog describing Gareth Stevens Publishing's list of high-quality books,  
call 1-542-2555 (USA) or 1-800-387-3178 (Canada).  
Gareth Stevens Publishing's fax: 1-877-542-2596

### Congress Cataloging-in-Publication Data

Wildlife photographer / by William David Thomas.  
p. cm.—(Cool careers. Adventure careers)  
Includes bibliographical references and index.  
IN-10: 0-8368-8885-5 ISBN-13: 978-0-8368-8885-0 (lib. bdg.)  
IN-10: 0-8368-8892-8 ISBN-13: 978-0-8368-8892-8 (softcover)  
Wildlife photography—Vocational guidance—Juvenile literature. 2. Wildlife  
photographers—Vocational guidance—Juvenile literature. I. Title.  
JWS4T66 3007 32023—dc:22 2007027667

First published in 2008 by  
**Gareth Stevens Publishing**  
a Reader's Digest Company  
1 Reader's Digest Road  
Pleasantville, NY 10570-7000 USA

Copyright © 2008 by Gareth Stevens, Inc.

Senior Managing Editor: Lisa M. Guidone  
Managing Editor: Valerie J. Weber  
Creative Director: Lisa Donovan  
Designer: Paula Jo Smith  
Cover Photo Researcher: Kimberly Babbitt  
Interior Photo Researcher: Susan Anderson

**Picture credits:** Cover, title page © Gavriel Jecan/Corbis; p. 5 © Michael DeYoung/Alaska Stock; p. 7 © W. Perry/Corbis; p. 8 © Theo Allofs/Corbis; p. 9 © Martin Harvey/Corbis; p. 11 Daniel J. Cox/Natural Exposures; p. 13 © Oakley Cochran/Alaska Stock; p. 14 Michiel Hortens; p. 15 © Paul Souder/Corbis; p. 17 Michael Fogden/Animals Animals; pp. 19, 20 Daniel J. Cox/Natural Exposures; p. 22 Karel Prinsloo/AP; p. 25 © John Hyde/Alaska Stock; p. 27 © Denis Scott/Corbis; p. 28 © Stephen Frink/Corbis


All rights reserved. No part of this book may be reproduced, stored in a retrieval system, or transmitted in any form or by any means, electronic, mechanical, photocopying, recording, or otherwise, without the prior written permission of the copyright holder.

Printed in the United States of America

1 2 3 4 5 6 7 8 9 10 09 08 07

## Nonfiction Text Features

**Table of Content**



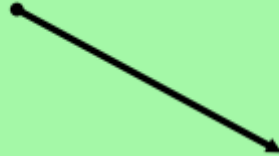
# CONTENTS

<b>CHAPTER 1</b>	If You Can Find It .....	2
<b>CHAPTER 2</b>	In Sand and Snow .....	8
<b>CHAPTER 3</b>	In Forests and Jungles .....	12
<b>CHAPTER 4</b>	On the Plains of Africa .....	18
<b>CHAPTER 5</b>	Under the Sea .....	24
<b>GLOSSARY</b>	.....	30
<b>TO FIND OUT MORE</b>	.....	31
<b>INDEX</b>	.....	32



## Nonfiction Text Features

**Index**



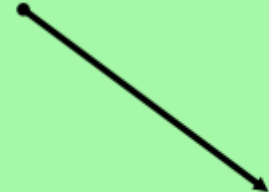
### INDEX

Africa 18, 19, 21, 23	giraffe 23	Matthiessen, Peter 10
Alaska 12	glaciers 21	McClenaghan, David 9
animal-rights groups 6	global warming 16, 21, 26	McMurdo Station 27
Antarctica 27	goanna 8, 9	mosquitoes 4
aperture 14	gorilla 15	Mount Kilimanjaro 21
Arkansas 4	Greenspun, Phillip 24	<i>National Geographic</i> 15, 29
Australia 8, 9, 26	grizzly bears 12	Nichols, Michael 15, 16, 17
Belt, Annie Griffiths 29	guide 4, 11, 18, 19	Patterson, John 20
bilbies 8, 9	habitat 16	perentie 8, 9
Brazil 16	harp seals 6	rain forests 16
brown bears 5, 12	Hemingway, Ernest 21	scuba 24
Canada 6	Himalaya Mountains 10	Selner, Lisa Anne 12
Caputo, Philip 18, 21	Howard, Rob 18, 19	Shah, Anup 23
climate change 16	infrared beams 11	shutter 14
computer 29	ivory 23	snow leopards 10, 11
coral 26	ivory-billed woodpeckers 4	Spearing, Ashley 10, 11
coral reefs 26	jungle 5, 12, 15, 16, 17, 29	Tsavo National Park 18
crown of thorns 26	Kenya 18, 20, 22	Tsavo River 20
desertification 11	lenses 13, 14, 24, 25	Wu, Nathan 27, 28
deserts 5, 8, 10, 29	lions 18, 20, 21	zebra 23
elephants 15, 22, 23		
film 14		
filters 24		
f-stop 14		

## Nonfiction Text Features

### GLOSSARY

Glossary



- aperture** — a hole behind a camera lens that controls the amount of light that shines onto the film
- contract** — a written and signed agreement to do something
- controversy** — an argument or dispute
- coral reefs** — substances made of coral that have hardened into rock
- dry suit** — a waterproof outfit that traps a layer of air around a diver
- endangered species** — an animal at risk of disappearing forever
- extinct** — no longer living or existing
- glaciers** — huge masses of ice that move very slowly
- global warming** — a scientific theory that Earth's air, land, and water are getting warmer each year
- habitat** — the place where an animal or plant lives in nature
- hide** — a place where someone is hidden from animals
- infrared beams** — heat waves that are given off by people, animals, and other warm things
- protests** — gatherings of people who are objecting to an event, policy, or person
- quizzical** — curious or confused
- scuba** — air tanks and other gear used to breath while under water; the name comes from self-contained underwater breathing apparatus
- shutter** — the part of the camera that opens to expose film to light when a photo is taken



Overland Trail Middle Sch x Infinite Campus x www.thinkfinity.org/servlet/previewBody/5344-102-1-9112/Examples%20of%20Text%20f

← → ↻ 🏠 🔍 🌐 📌 🔄 ☰

Apps Press This Imported From Firef... www.phschool.com... www.corestandards... Featured Video Writi... SAS® Curriculum P...

## Nonfiction Text Features

### Keywords...

- are in the text
- part of a sentence
- can be **bold**, *italic* or **color font**

### The Snow Leopard

The Himalayan Mountains in Asia are the highest in the world. In the fall of 1973, Peter Matthiessen walked into those mountains looking for a rare animal. Later, he wrote a book called *The Snow Leopard* about his trip.

Almost thirty years later, Ashley Spearing walked into the same snow-covered mountains. She, too, was searching for a snow leopard. But Spearing wasn't a writer. She came to get photographs.


**Spearing's guides led her to trails** used by the big cats. She set up cameras that detect **infrared beams**. Body heat from animals is given off in the form of infrared beams. Spearing had to think carefully about where to place her three cameras. The same trails were used by wolves, foxes, and sheep. She didn't want pictures of them.

Spearing's careful work paid off. She got more than a dozen photos of four different snow leopards. These pictures will help scientists learn how many snow leopards are left and how they behave.



## Nonfiction Text Features

### Illustration or photograph

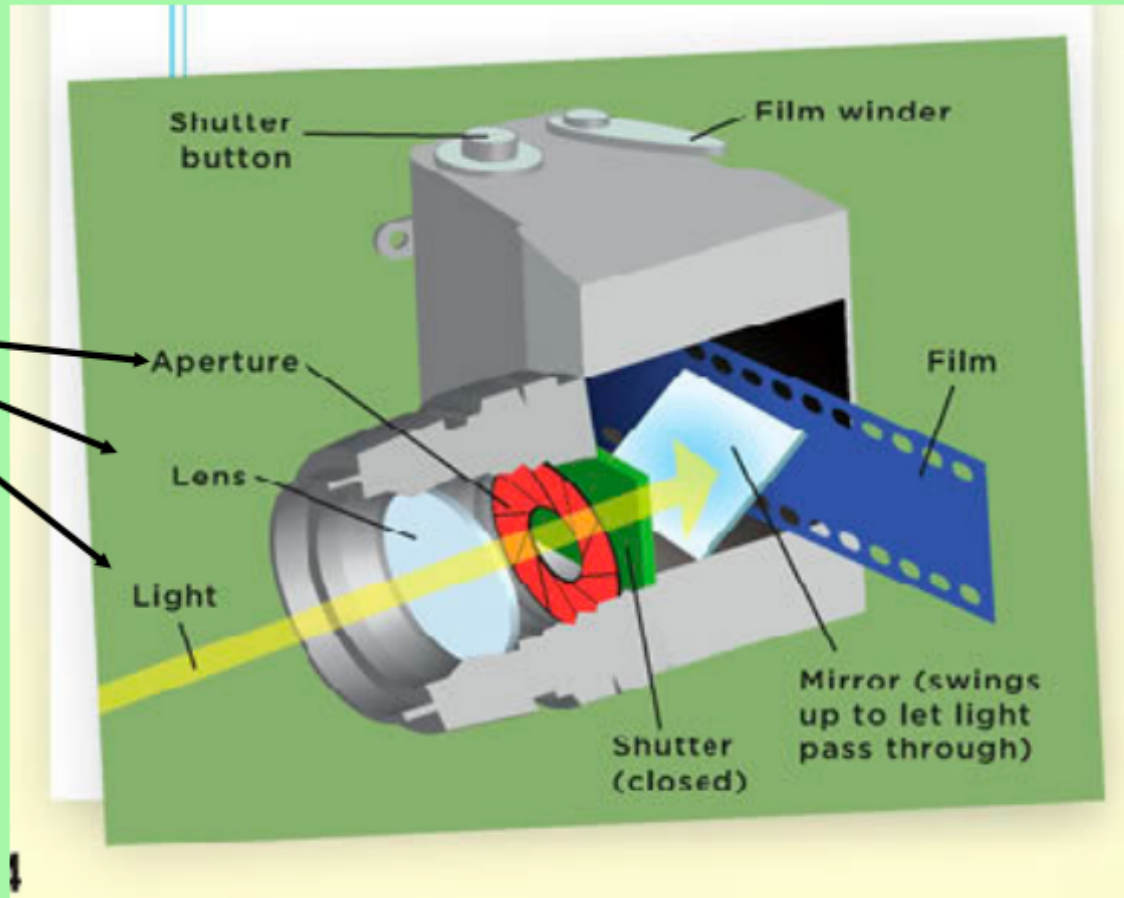


**Caption**

## Nonfiction Text Features

**Diagram**

**Labels**




Overland Trail Middle Sch x Infinite Campus x www.thinkfinity.org/servl x

www.thinkfinity.org/servlet/JiveServlet/previewBody/5344-102-1-9112/Examples%20of%20Text%20f

Apps Press This Imported From Firef... www.phschool.com... www.corestandards... Featured Video Writi... SAS® Curriculum P...

## Nonfiction Text Features

### Text box



**The Power of Pictures**

Every spring in Canada, harp seals are hunted for their fur. When harp seals are very young, their fur is white. This fur is especially valuable. Hunters don't want to damage the fur, so they don't shoot the baby seals. They beat them to death with clubs. During the 1970s, some photographers took pictures of the hunt. For the first time, people around the world saw what was happening. Because of these wildlife photographs, **protests** began. Animal-rights groups now watch the hunters every year. They try to protect the smallest seals.

6



## Nonfiction Text Features

Map





# TEXT FEATURES

## FEATURE

## PURPOSE

• diagram

• to understand a more detailed view; understand steps, how things are made, or info in the text

• graphs/charts/tables

• organize large amounts of info in a small space; show relationships

• maps

• understand places

• illustration

• show drawn picture of something

• captions

• understand what is shown in a photo

• labels

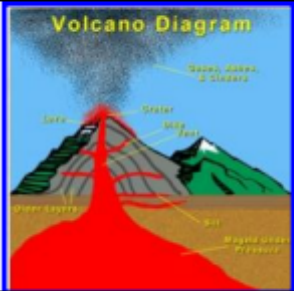


• name parts

## Features

## Purpose

- Table of Contents
- Glossaries
- Index/Indices
- Key/Guide words
- Timeline
- Bold Print
- Italics
- Titles
- Headings
- Subheadings
- Sidebars


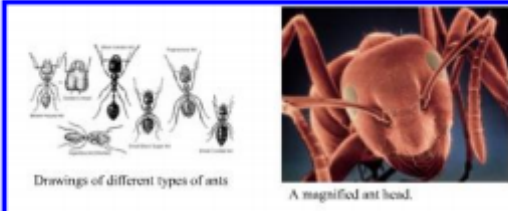



Graphic Aids <i>Represent information in some specific way.</i>		
Feature	Example	Helps the Reader...
Diagram		<ul style="list-style-type: none"> <li>• Understand a more detailed or simplified view of information.</li> <li>• Understand steps, how objects are made, or information in the text.</li> </ul>
Graphs/ Charts/Tables		<ul style="list-style-type: none"> <li>• Organize large amounts of information in a small space.</li> <li>• Understand relationships among and between information.</li> <li>• Summarize and compare information.</li> </ul>
Maps		<ul style="list-style-type: none"> <li>• Understand where an event happens.</li> <li>• Understand how far away an event took place.</li> </ul>




Division of Language Arts/Reading

January 2011

R. Calvert

Timeline		<ul style="list-style-type: none"> <li>• Understand important events in chronological order or time order.</li> <li>• Understand the order of events and how one event may have lead to another.</li> </ul>
<b>Illustrations</b> <i>Expand the meaning of the text.</i>		
Feature	Example	Helps the Reader...
Illustration	 <p>Drawings of different types of ants</p> <p>A magnified ant head.</p>	<ul style="list-style-type: none"> <li>• Understand information in a visual way.</li> <li>• Understand the story.</li> <li>• Understand an idea from the text that was unclear.</li> </ul>
<b>Organizational Aids</b> <i>Help readers find important information.</i>		
Feature	Example	Helps the Reader...
Bold print	<p><b>The Wetlands of the South</b>  <i>Why are the South's wetlands so important?</i>          The Okefenokee (oh kuh fuh NOH kee) Swamp is a large wetland in the South. A wetland is a place where the ground is soaked with water for at least part of the year.</p>	<ul style="list-style-type: none"> <li>• By signaling the word is important and/or found in the glossary.</li> </ul>
Italics		<ul style="list-style-type: none"> <li>• Understand the word is important.</li> </ul>
Titles		<ul style="list-style-type: none"> <li>• Identify the topic of the text.</li> <li>• Understand the main idea of the text.</li> <li>• Make connections between what you already</li> </ul>



<a href="http://teched.dadeschools.net/R">teched.dadeschools.net/R</a>		
<a href="http://teched.dadeschools.net/Reading%20Resources/Informational%20Text%20Features%20HS%20Final.pc">teched.dadeschools.net/Reading%20Resources/Informational%20Text%20Features%20HS%20Final.pc</a>		
Apps Press This Imported From Firef... www.phschool.com... www.corestandards... Featured Video Writi... SAS® Curriculum P...		
Titles		<ul style="list-style-type: none"> <li>Identify the topic of the text.</li> <li>Understand the main idea of the text.</li> <li>Make connections between what you already know and the text.</li> </ul>
Headings		<ul style="list-style-type: none"> <li>Identify topics throughout the book/article as they skim and scan.</li> <li>Divide the text into sections.</li> </ul>
Subheadings	<p><b>Helpful Ants</b> Although ants are frustrating when they get in homes, ants do help the environment. They help control the population of damaging pests such as termites.</p> <p><b>Types of Ants</b> Types of ants include fire ants, which cause a painful sting, and carpenter ants, which damage wood structures while nest building. Other types of ants include honey, pharaoh, house, Argentine, and the thief ant.</p>	<ul style="list-style-type: none"> <li>Navigate through sections of text.</li> <li>Understand the main idea of each section of the text.</li> <li>Locate information in the text by telling you where to look.</li> </ul>
Captions	 <p>Photo by MARCIN SZCZEPANSKI <b>These gold coins were found on the ocean floor!</b></p>	<ul style="list-style-type: none"> <li>Understand what is shown in a photo or illustration.</li> <li>Understand information that may or may not be in the text.</li> </ul>
Sidebars		<ul style="list-style-type: none"> <li>Locate more information than is in the text about a topic.</li> <li>Understand interesting facts or important information the author wants the reader to know.</li> <li>Understand by creating interest or emphasizing important information.</li> </ul>

Text Features - Microsoft Word

Table Tools

File Home Insert Page Layout References Mailings Review View Design Layout

1 2 3 4 5 6 7

Features	Purpose
<ul style="list-style-type: none"> <li>• diagram</li> </ul>	<ul style="list-style-type: none"> <li>• to understand a more detailed view;</li> </ul>
<ul style="list-style-type: none"> <li>• graphs/charts/tables</li> </ul>	<ul style="list-style-type: none"> <li>• understand steps, how things are made, or</li> </ul>
<ul style="list-style-type: none"> <li>• maps</li> </ul>	<ul style="list-style-type: none"> <li>• info in the text</li> </ul>
<ul style="list-style-type: none"> <li>• illustration</li> </ul>	<ul style="list-style-type: none"> <li>• organize large amounts of info in a small</li> </ul>
<ul style="list-style-type: none"> <li>• captions</li> </ul>	<ul style="list-style-type: none"> <li>• space; show relationships</li> </ul>
<ul style="list-style-type: none"> <li>• labels</li> </ul>	<ul style="list-style-type: none"> <li>• understand places</li> </ul>
<ul style="list-style-type: none"> <li>• Table of Contents</li> </ul>	<ul style="list-style-type: none"> <li>• show drawn picture of something</li> </ul>
<ul style="list-style-type: none"> <li>• Glossaries</li> </ul>	<ul style="list-style-type: none"> <li>• understand what is shown in a photo</li> </ul>
<ul style="list-style-type: none"> <li>• Index/Indices</li> </ul>	<ul style="list-style-type: none"> <li>• name parts</li> </ul>
<ul style="list-style-type: none"> <li>• Key/Guide words</li> </ul>	<ul style="list-style-type: none"> <li>• see major parts of the book along with</li> </ul>
<ul style="list-style-type: none"> <li>• Timeline</li> </ul>	<ul style="list-style-type: none"> <li>• page numbers, locate information or main</li> </ul>
<ul style="list-style-type: none"> <li>• Bold Print</li> </ul>	<ul style="list-style-type: none"> <li>• topics</li> </ul>
<ul style="list-style-type: none"> <li>• Italics</li> </ul>	<ul style="list-style-type: none"> <li>• quickly find a key term from an</li> </ul>
<ul style="list-style-type: none"> <li>• Titles</li> </ul>	<ul style="list-style-type: none"> <li>• alphabetical list</li> </ul>
<ul style="list-style-type: none"> <li>• Headings</li> </ul>	<ul style="list-style-type: none"> <li>• find pages that contain information you're</li> </ul>
<ul style="list-style-type: none"> <li>• Subheadings</li> </ul>	<ul style="list-style-type: none"> <li>• looking for</li> </ul>
<ul style="list-style-type: none"> <li>• Sidebars</li> </ul>	<ul style="list-style-type: none"> <li>• define key terms to find out their meaning</li> </ul>
	<ul style="list-style-type: none"> <li>• understand events in chronological/time</li> </ul>
	<ul style="list-style-type: none"> <li>• order</li> </ul>
	<ul style="list-style-type: none"> <li>• shows words found in the</li> </ul>
	<ul style="list-style-type: none"> <li>• glossary/vocabulary</li> </ul>
	<ul style="list-style-type: none"> <li>• understand the word is important</li> </ul>
	<ul style="list-style-type: none"> <li>• identify the topic of the text/main idea</li> </ul>
	<ul style="list-style-type: none"> <li>• identify topics throughout the text to skim,</li> </ul>
	<ul style="list-style-type: none"> <li>• divides the text</li> </ul>
	<ul style="list-style-type: none"> <li>• navigate through sections of the text</li> </ul>
	<ul style="list-style-type: none"> <li>• under the heading</li> </ul>
	<ul style="list-style-type: none"> <li>• interesting facts or important information</li> </ul>
	<ul style="list-style-type: none"> <li>• the author wants the reader to know</li> </ul>

Page: 1 of 1 Words: 161

100%